



Holy Spirit Pinwheel

On the day the Holy Spirit to the disciples, He appeared with the sound of the Wind and with Tongues of Fire (see Acts 2:1-4). This Pinwheel is to remind us of those two symbols and to remind us that we too are baptized with fire and with the Holy Spirit.

Materials:

- Print the template onto card stock (or paper and glue to something stiffer)
- Metal Paper Clip
- Scissors
- Holepunch
- Tape
- Small pair of plyers
- A pin to make a hole in the cardboard

Instructions:

1. Print out the pinwheel page onto cardstock glue it onto construction paper.



(or onto paper and then

2. Cut the parts out.




3. Be sure to cut the diagonal lines that go from the corners toward the center. Punch holes onto 4 corners of pinwheel. Glue the doves onto the ovals on the pinwheel facing as shown.



4. Wrap the two rectangles of paper around a pencil or pen and tape them. (They should look like little straws or tubes).




5. Straighten a paper clip. Take one stir stick (or other small stick) and use some pliers to wrap it around it (see pix 1 & 2). Then add some extra stir sticks and tape them together to give some more strength and stability (pix 3). Add the small tube to the paper clip (pix 4).




6. Let's make the actual wheel now. To begin, take the long tube and wrap some tape around it. Then make 4 cuts in that tape to make 4 flaps.



7. Use those four flaps of tape to tape the tube to the center of wheel (see pix 7).



8. Next, begin with one of the corners of the wheel with a hole and bend it over to the tube. Tape it securely in place so that it lays as flat as possible (see pix 8a & 8b).



9. Continue fastening each corner as you go around the pinwheel as seen below.



10. Use a pin and poke a hole in the back of the pinwheel. Push your stick with the paperclip and small tube through this.



11. Use the pin to poke a hole in the center of the small circle. Place it onto the front of the pinwheel and using pliers, bend the paperclip to hold it there. Ensure that it is loose enough to allow the pinwheel to turn. This circle keeps the pinwheel in place. If the pinwheel doesn't turn easily, adjust the tension of the paperclip.



12. Blow on your pinwheel or hold it and spin around. The wheel will make a sound like the disciples heard that night and the flames on the doves will move just like the tongues of fire when the Holy Spirit Came.